

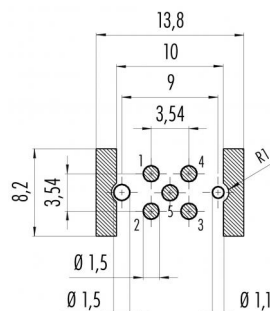
Product description **M12-B integrated plug, Contacts: 5, shieldable, reflow soldering, IP67**

Area **M12-B series 766**
Order number **99 4441 401 05**

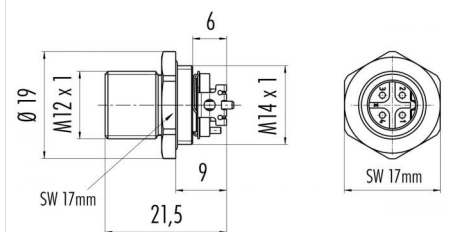
Illustration



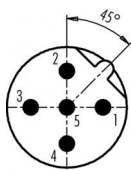
Conductor layout



Scale drawing



Contact arrangement (Plug-in side)



	X	Y
1	2,50	0,00
2	0,00	2,50
3	-2,50	0,00
4	0,00	-2,50
5	0,00	0,00

1 brown
2 white
3 blue
4 black
5 grey

Technical data

General values

Connector design	integrated plug
Connector locking system	screw
Termination	reflow soldering
Upper limit temperature	85 °C
Lower limit temperature	- 40 °C
Customs tariff number	85369010
Installation height	9
Packaging Unit	1

Electrical values

Rated current (40 °C)	4 A
Rated voltage	60 V
Rated impulse voltage	1500 V
Pollution degree	3
Overvoltage category	II
Insulating material group	II
Insulation resistance	> 10 ⁸ Ω
EMC compliance	shieldable
Degree of protection	IP67
Mechanical operation	> 100 Mating cycles

Material

Contact material	CuZn (brass)
Contact plating	Au (gold)
Contact body material	LCP
Housing material	CuZn (Brass nickel plated)
REACH SVHC	CAS 7439-92-1 (Lead)

Product description	M12-B integrated plug, Contacts: 5, shieldable, reflow soldering, IP67
Area	M12-B series 766
Order number	99 4441 401 05

Security notices

The connector must not be connected or separated under load. Non-observance and incorrect use can result in personal injury.

The connectors are designed for use in plant, control system and electrical equipment. The end user is responsible for checking whether the connectors are suitable for use in other applications.

Connectors with degree of protection IP 67 and IP 68 are not suitable for use under water. When used outdoors, the connectors must be separately protected against corrosion. For further information about IP degrees of protection refer to 'Technical support' in the Download Centre.

To lock the cable connector to the equipment connector, the threaded ring is tightened until it is 'finger-tight' (approx. 50 cNm).